

## Grading

### Current Year Report Card Grades & Current Report Card

The Grading screen gives you access to your student's Marking Period grades and teacher comments and possibly the student's most recent actual report card.

Parent Resources

Summary Assessments Attendance Grading Discipline Gradebook Scheduling Documents Fees Conferences Letters

Grading

SELECT STUDENT: Daily, Caitlin

Genesis Parents Module 2.0

CURRENT GRADES GRADE HISTORY AVAILABLE REPORT CARDS

Daily, Caitlin

Grades

Please click here to view the MP1 form for Caitlin in Genesis High School.

COURSE	SEM	SCHOOL	TEACHER	MP1	MP2	ME	MP3	MP4	FE	FG	ATT.	EARNED
*ENGLISH 4 AP	FY	2002	Avery, M. Email: avery@genesis.edu	A	10	15						5.00
SPANISH 4	FY	2002	Anderson, Matt Email: matt@genesis.edu	B+	04	15						4.00
TRIGONOMETRY	21	2002	Alkerm, Bob Email: bob@genesis.edu	A-	12							2.00
*CALCULUS AP	FY	2002	Arporell, John Email: john@genesis.edu	A	10	15						7.00 0.00
*PHYSICS HON	FY	2002	Barnett, Bob Email: bob@genesis.edu	A	09	23						6.00
WOODS TECH 1	FY	2002	Bailey, Gene Email: gene@genesis.edu	B								5.00
PE 4-90	FY	2002	Koss, Danielle Email: danielle@genesis.edu	B+								3.00
HEALTH 6	Q2	2003	Koss, Danielle Email: danielle@genesis.edu									1.25
US HISTORY 2	FY	2002	Larry, Jack L. Email: jack@genesis.edu	A								6.00

Comments Legend

03 Concentrates on Task 09 Exceeds Requirements 10 Excellent Attitude and Effort 12 Excellent Work Habits  
 15 Follows Directions Well 23 Lab Performance is Good

Link to Rpt Card

Comment Tool tip

Comment

The current Marking Period is shown in green (typically it will not yet contain grades).

The Student's Grading screen contains lots of information and a link to their current report card. The numbers below each grade are the comments the student has received for the Marking Period. Place your cursor on a comment number and the corresponding text is highlighted in yellow – the text of the comment is also displayed in a Tool Tip. A link to the current report card is at the top of the screen and links to email teachers may appear below the teacher's name.

#### The Grading Screen

This screen summarizes your student's Report Card grades for the current year.

The current Marking Period is highlighted in green.

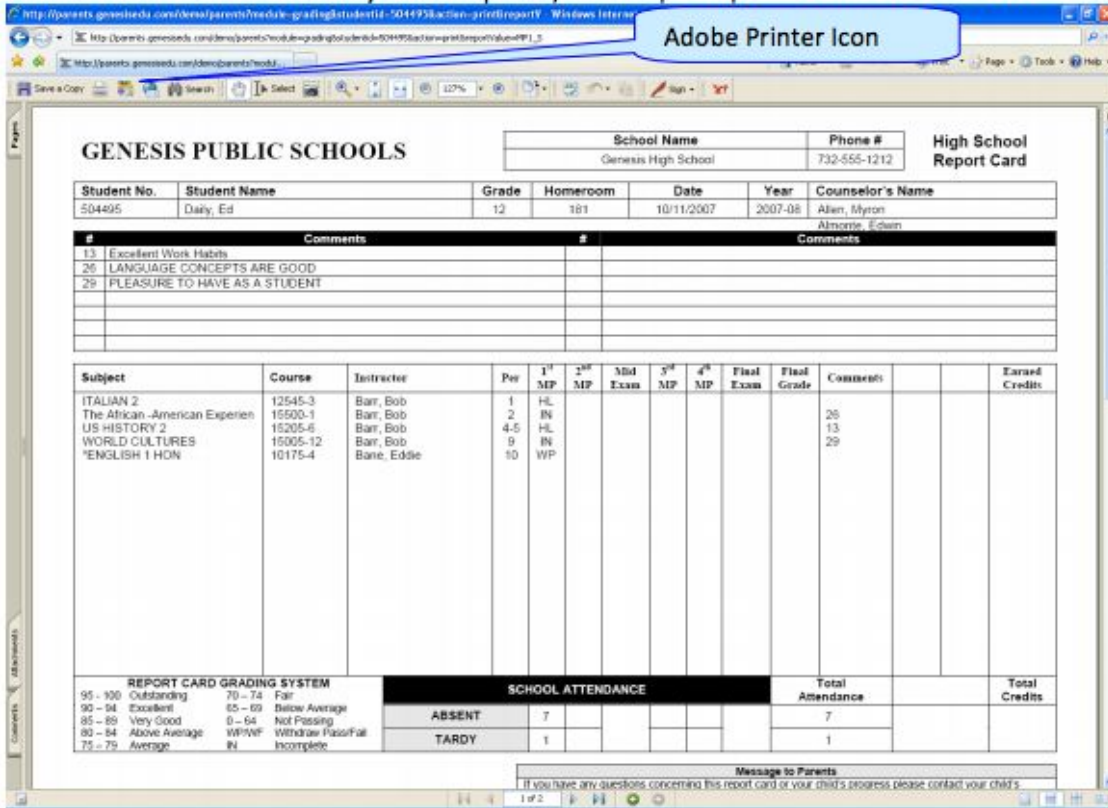
Each box shows the grade and comment codes that your student has received in the corresponding class for the selected Marking Period. If you place your cursor on a comment code (e.g. 03), the corresponding comment will be highlighted (e.g. 15 Follows Directions Well). In addition, the text of the comment will appear in a tooltip (e.g. 13 Follows Directions Well).

In addition, as outlined below, you can access and view your student's most recent report card.

#### Viewing your Child's Current or Most Recent Report Card

If you are able to view your child's actual report card, a [Please click here to view the MP1 form for Ed in Genesis High School.](#) message will appear between your child's name and their list of grades:

If this message appears, click it to view the actual report card displayed in Adobe Reader (Adobe Reader must be installed on your computer). A sample report card is shown below.



**GENESIS PUBLIC SCHOOLS**

Student No.	Student Name	Grade	Homeroom	Date	Year	Counselor's Name
504495	Daily, Ed	12	181	10/11/2007	2007-08	Allen, Myron

School Name: Genesis High School Phone #: 732-555-1212 High School Report Card


#	Comments	#	Comments
13	Excellent Work Habits		
26	LANGUAGE CONCEPTS ARE GOOD		
29	PLEASURE TO HAVE AS A STUDENT		

Subject	Course	Instructor	Per	1 <sup>st</sup> MP	2 <sup>nd</sup> MP	Mid Exam	3 <sup>rd</sup> MP	4 <sup>th</sup> MP	Final Exam	Final Grade	Comments	Earned Credits
ITALIAN 2	12545-3	Barr, Bob	1	HL							26	
The African - American Experience	15500-1	Barr, Bob	2	IN							13	
US HISTORY 2	15205-6	Barr, Bob	4-5	HL							29	
WORLD CULTURES	15005-12	Barr, Bob	9	IN								
*ENGLISH 1 HON	10175-4	Bane, Eddie	10	WP								


REPORT CARD GRADING SYSTEM		SCHOOL ATTENDANCE				Total Attendance	Total Credits
95 - 100 Outstanding	70 - 74 Fair	ABSENT	7			7	
90 - 94 Excellent	65 - 69 Below Average	TARDY	1			1	
85 - 89 Very Good	60 - 64 Not Passing						
80 - 84 Above Average	55 - 59 With/Without Pass/Fail						
75 - 79 Average	50 - 54 Incomplete						

Message to Parents: If you have any questions concerning this report card or your child's progress please contact your child's...

### To Print a Copy of the Report Card

1. Click on the **'Grading'** tab.
2. If the "Please click here to view" message appears, click it. If it does not appear, you will not be able to view your child's actual report card at this time.
3. When the report card appears, locate the Adobe printer icon  at the upper left of the Adobe Reader's border. Click it to access a regular Print dialog and print the report card. (Newer versions of Adobe Reader may display the printer icon differently. Please refer to the Adobe Reader user guide.)

### To Save a Copy of the Report Card

1. Click on the **'Setup'** tab.
2. If the "Please click here to view" message appears, click it. If it does not appear, you will not be able to view your child's actual report card at this time.
3. When the report card appears, locate the Save icon  at the upper left of the Adobe Reader's border. Click it to access a regular File dialog and print the report card.

### To Return to the Genesis Parents Portal

1. When you are done viewing the report card, click the browser "Back" button.